

FUSO SHOGUN

Shogun FV84 6X4

12.8L / AMT / AIR SUSP. / PRIME MOVER



OUR SAFEST AND CLEANEST SHOGUN YET. THE MY24 SHOGUN IS EQUIPPED WITH ABA6, LDWS, ESP, EBS, AAA, IHC, DRL AND A JP17 ENGINE. ALL BACKED BY OUR CLASS LEADING SERVICE INTERVALS AND 5 YEAR WARRANTY.

GVM

26,000_{KG}

GCM

70,000_{KG}

Power/Torque

390_{kW} / 2600_{Nm}

- Heavy-combination licence required
- Actual vehicle may differ from above image

SHOGUN SPECIFICATIONS

MODEL

6X4 FV84 530HP AIR SUSP. PRIME MOVER 12 SP. AMT FV84VJR9FAA-MY24

WHEEL BASE

3910mm

GVM

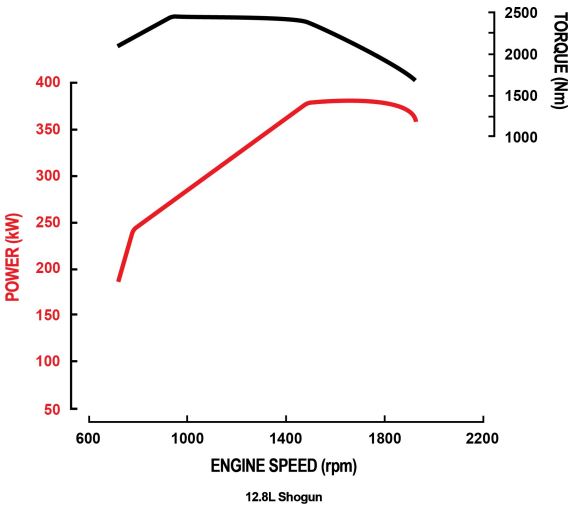
26,000kg

GCM

70,000kg

Engine

Engine Version	FUSO 6R30-T5 Diesel
Configuration	6 Cyl. In-line DOHC, 4-Valve
Injection System	Common Rail Direct Injection with Pressure Booster
Type	Asymmetric Turbocharger, Air to Air Intercooler
Displacement	12.8 litre 12809 cc
Bore	132 mm
Stroke	156 mm
Power (DIN)	390kW @ 1600 rpm
Torque (DIN)	2600Nm @ 1100 rpm
Maximum Engine Speed	2100 rpm
Compression Ratio	18.3 : 1
Emission Control	Diesel Particulate Filter (DPF) plus SCR After-Treatment System
Emission Level	ADR 80/04 - JP17



Fuel

Tank Type	Rectangular Aluminium Tank with Locking Cap
Fuel Capacity *	400 Litres
Filtration	Filter with Water Separator and Dash Indicator
AdBlue Exhaust Fluid Capacity	60 Litres, Tank fitted with locking AdBlue cap
Speed Limiter	Speed Limited 100km/h
Notes	*Max Fill to approx 95% of capacity

Cooling

Fan Drive	Electronically controlled (Viscous)
Radiator	Corrugated Fin with Expansion Tank

Electrical

Voltage	24V Negative Ground
Battery Capacity	2x12V, 150Ah/20hr
Battery Specification	2x145G51 (N150)
Headlamp Type	Automatic Type Low Beam: LED High Beam: Halogen
Fog Light	Halogen
Daytime Running Lamps	LED

Clutch

Clutch Model	FUSO K7/2X400
Type	Twin Dry Plate
Operation/Specification	Automated Manual (no clutch pedal)

Transmission

Version	FUSO Automated Manual G330-12
Type/Speeds	12 Speed Automated Manual with Auto, Economy and Heavy Modes
Features	Crawler Mode Rocking-Free Mode Skip Shift Function for Light Loads
Ratios	1st: 11.639 2nd: 9.020 3rd: 7.035 4th: 5.452 5th: 4.400 6th: 3.410 7th: 2.645 8th: 2.050 9th: 1.599 10th: 1.239 11th: 1.000 12th: 0.775 RHigh: 9.900 RLow: 11.639
PTO Opening	Rear of Transmission

Propeller Shaft

Type	Single Main Shaft GW5E2200 Inter-axle Shaft P12
------	--

Front Axle

Axle Version	FUSO F900T
Type	Reverse Elliot 'I' Beam
Capacity *	6500kg
Notes	*See MAX LOADING for vehicle capacity.

Front Suspension

Type	Long Taper Leaf with Double Acting Shock Absorbers
Size	1500x90mm Leaves

Rear Axle

Type	Full Floating Hypoid Type Tandem Drive with differential cross locks between front & rear tandem axles Optional-Limited Slip Differential LSD on both axles.
Axle Version	FUSO R12TT/R12T
Capacity*	21600kg
Ratio	4.222:1
Notes	*See MAX LOADING for vehicle capacity.

Rear Suspension

Type	Two Bag Air Suspension
Details	Trailing Arm with Double Acting Shock Absorber and ECAS with 2 Memory Positions
Road Friendly Certification Number	RF2135

Max Loading

Front	6500kg
Rear	21600kg
Total	26000kg

Options

Options	R02: - TPMS R03: - LSD
---------	---------------------------------

Steering

Type	Integral Ball and Nut
Steering Column	Tilt/Telescopic Adjustable

SHOGUN SPECIFICATIONS

MODEL

6X4 FV84 530HP AIR SUSP. PRIME MOVER 12 SP. AMT FV84VJR9FAA-MY24

WHEEL BASE

3910mm

GVM

26,000kg

GCM

70,000kg

Brakes

Type	Full Air, Dual Circuit with FUSO Taper Rollers
Size Front	410x160mm
Size Rear	410x200mm
Features	Brake Priority System
Park Brake	Rear Wheel Spring Actuated
Engine	Jacobs Brake 3 Levels of Retardation
Trailer	Hand Control Valve, Air Lines Coupling and Electrical Cable

Wheels & Tyres

Wheel Type	10, Single Piece Alloy Disc
Wheel Size	22.5x8.25
Wheel Stud Pattern	10x335mm PCD
Tyre Brand	Bridgestone
Tyre Size Front	295/80R22.5 152/149
Tyre Size Rear	11R22.5 148/145
Tyre Size Spare	Not Included

Chassis

Type	Reinforced Parallel Channel Rear of Chassis Tapered to Suit Tractor
Size	300x90x7.0 mm
Width	840 mm
Tensile Strength	540 MPa

Instruments

Gauges	Speedometer Tachometer Fuel Level Air Pressure AdBlue Level
Colour Information Display	Odometer Tripmeter (x2) Hour Meter (x2) Outside Temperature AdBlue Level DPF Information Driving Range (Fuel and AdBlue) Current Vehicle Speed Cruise Control Lane Departure Warning Active Attention Assist Warning Alarm Clock Level Control Service Indicator & Reminder System Air Pressure Coolant Temperature Engine Oil Level & Running Time
Warning Lamps	ABS ASR ESP ESP Off Turn Signal Headlamps High Beam Hill Holder Auxiliary Brake Parking Brake Engine Over-speed Air Pressure Low Height Control Cab Tilt Lock DPF Regeneration DPF Status AdBlue Empty AdBlue Contamination Active Brake Assist
Warning Lamp/Buzzer	Air Pressure Cab Tilt Engine Over-speed AdBlue Empty AdBlue Contamination

Multi-Media Package

Satellite Navigation	GPS navigation specifically designed for commercial vehicle applications, with 3 years of Map updates included.
Colour Display	8" LCD with capacitive touch screen control
Phone Connectivity	Wireless Apple Carplay & Android Auto Compatible
Audio Visual Entertainment	Bluetooth® music streaming compatible Digital radio DAB+ (also AM/FM for areas not covered by DAB+) & USB
Camera Compatibility	1 Reverse Camera fitted as standard Display can accept up to 5 additional cameras#
Notes	# Cameras available through spare parts

Standard Features

Cruise Control	Adaptive with Stop and Go
Hill Start System	Yes
Cab Cooling & Heating	Climate Control
Accessory Power	24V Accessory Power Outlet (x2) plus Cigar Lighter
Driving	Suspended Driver's Seat Premium Leather Steering Wheel Central Locking Electric Windows LH Transom Window Opening Rear Quarter Glass Cup Holder Fluorescent Cabin Lamp
Storage	Centre Storage Compartments (x3 Total, Lockable x1) Driver's Overhead Storage Door Storage Pockets Coat Hooks
Cab: External	Fog Lights Door Side Impact Beams Roof Mounting Points max. static load 70kg Front End-Outline Marker Lamps External PTO controls
Chassis	Integrated Front Underrun System (FUPS) Reverse Warning Buzzer Clear Top of Chassis Rail for ease of Body Fitment

Active Safety

Safety Systems	ABA6 - Active Brake Assist 6 ASGA 2.0 - Active Sideguard Assist 2.0 PD - Pedestrian Detection AAA - Active Attention Assist PCA - Proximity Control Assist Cruise Control LDWS - Lane Departure Warning System ESP - Electronic Stability Program ABS - Anti-lock Braking System ASR - Anti Slip Regulator LED Headlamps DRL - Daytime Running Lamps IHC - Intelligent Headlight Control EBS - Engine Braking System
Reverse Warning	Wide Dynamic Range Camera and Buzzer
Notes	Active Safety Systems primary function is to provide driver assistance to increase road safety in events of driver inattentiveness. These systems do not allow for lack of attention whilst driving and should not replace safe and alert driving.

Passive Safety

Airbags	SRS Airbag - Driver
Body Strength	ECE-R29 Cab Strength Compliant
Seat Belts - Driver & Driver Assistant	3 Point ELR Lap Sash, Driver Pre-Tensioner.

Service Intervals

Interval*	50,000km or 12 Months (whichever occurs first)
-----------	--

SHOGUN SPECIFICATIONS

MODEL

6X4 FV84 530HP AIR SUSP. PRIME MOVER 12 SP. AMT FV84VJR9FAA-MY24

WHEEL BASE

3910mm

GVM

26,000kg

GCM

70,000kg

Warranty*

Basic/Powertrain	5 Years or 500,000kms (whichever occurs first)
Cab Perforation/Anti Corrosion	5 Years
Notes	* Please refer to Fuso Owners Warranty Booklet for additional terms and conditions.

Performance

Turning Circle (Kerb to kerb - metres)	13.2
Electronically Speed Limited to:	100km/hr Conforms to ADR65/00
Gradeability at Rated GVM (theoretical)*	76.2%
Gradeability at Rated GCM (theoretical)*	25.5%
Notes	*This is theoretical performance only. Actual performance may vary under different conditions

Mass estimated*

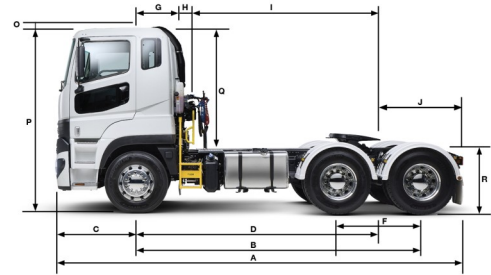

Front*	4730kg
Rear*	3255kg
Total*	7985kg
Notes	* Mass (est.) includes oil and water but excludes spare wheel, tools & fuel. Weights provided are subject to 3.5% variation (+/-)

Dimensions mm

WFF (Width Front Fender) (mm)	2490
WRA (Width Rear Axle) (mm)	2485
WFT (Width Front Track) (mm)	2075
WRT (Width Rear Track) (mm)	1865
Width Frame (mm)	840
A - Length Overall (mm)	6740
B - Extreme Axle Spacing (mm)	4570
C - Front Overhang (mm)	1370
D - Wheelbase (mm)	3910
F - Rear Axle Spacing (mm)	1320
G - Front Axle to Rear of Cab (mm)	700
H - Rear of Cab to Rearmost Item Behind Cab (mm)	145
I - Rearmost Item Behind Cab to Rear Axle (mm)	3065
J - Frame, Rear Axle to End (mm)	1460
N - Height Overall (mm)	3300
O - Air Intake to Cab Roof (mm)	205
P - Height Cab to Ground (mm)	3095
Q - Height Cab to Frame (mm)	2090
R - Height Rear Frame to Ground (mm)	1033

Body Builder's Notes

Notes	Chassis reinforcement must be utilised for Tipper/ Demountable type body configurations. To conform with ADR 13/00 (lighting requirements) the following must be adhered to at body installation. - If other than a flat type or tipper body is fitted, rear end out-line marker lamps must be installed. - If overall length exceeds 6.0 metres, side reflectors must be installed. - If overall length exceeds 7.5 metres, side marker lamps must be installed. To conform with ADR 42/04 (General Safety), rear wheel guards must be fitted to the vehicle.
-------	---



Call 1800 033 557

or visit fuso.com.au

Unless specified in writing herein the accessories, applications, bodies or equipment depicted in this are for illustration purposes only and may not be available from Daimler Truck Australia Pacific Pty Ltd. ABN 86 618 413 282 DTAuP. No representation or warranty whatsoever is given in relation to any accessories, applications, bodies or equipment or suitability of same that are shown herein that may be manufactured, supplied or fitted by a party other than DTAuP. DTAuP reserves the right without notice or obligation to discontinue or make changes to the colour, designs, materials and specifications of the products and options referred to herein at any time. For the most current information and in order to ascertain which accessories, applications, bodies and equipment are available from DTAuP please contact your authorised FUSO dealer. Fuso is a registered trademark of Daimler Truck Australia Pacific Pty Ltd. Copyright DTAuP. Reproduction in whole or part prohibited without written approval. Valid from 13-Jan-25.