

FIGHTER

FUSO

Fighter 1627 Euro 6.

4x2 / 6-SP ALLISON AUTO / AIR SUSP.



OUR SAFEST FIGHTER YET WITH ACTIVE MITIGATION BRAKE, LANE DEPARTURE WARNING SYSTEM, ELECTRONIC STABILITY PROGRAM AND ACTIVE SIDEGUARD ASSIST AS STANDARD.

GVM

16,000 KG

GCM

16,000 KG

Power/Torque

199_{KW} / 785_{NM}

- Medium rigid licence required.
- Actual vehicle may differ from above image

FUSO

FIGHTER SPECIFICATIONS

MODEL

A	4x2 1627 Air Susp. XLWB Allison 6 Sp. Auto - FM67FM6RFAM
B	4x2 1627 Air Susp. XXLWB Allison 6 Sp. Auto - FM67FS6RFAM

WHEEL BASE

5550mm
6500mm

GVM

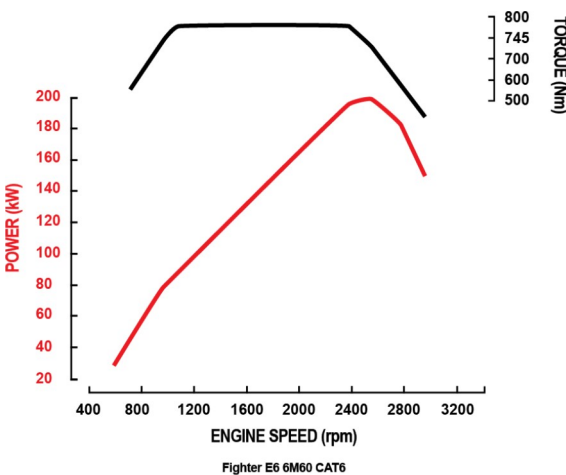
16,000kg
16,000kg

GCM

16,000kg
16,000kg

Engine

Engine Version	FUSO 6M60-CAT6 Diesel
Configuration	6 Cyl. In-line OHC, 4-Valve
Injection System	DENSO Common Rail System Electronically Controlled Direct Injection
Type	Variable Geometry Turbo Charged Air to Air Intercooler
Displacement	7.5 litre (7545cc)
Bore	118mm
Stroke	115mm
Power (ECE R85-00)	199kW @ 2500 rpm
Torque (ECE R85-00)	785Nm @ 1100-2400 rpm
Maximum Engine Speed	2900 rpm
Compression Ratio	16.0:1
Cooling System / Oil Cooler	Water cooled, 23.0L capacity/ Plate type engine oil cooler
Air Cleaner	Paper Element Type with Restrictor Indicator. Mounted Underbody (RH)
Emission Control	Diesel Particulate Filter (DPF) Exhaust Gas Recirculation (EGR) Selective Catalytic Reduction (SCR)
Emission Level	ADR 80/03 - Euro VI



Fuel

Tank Type	Rectangular Aluminium Tank with Locking Cap
Fuel Capacity *	300 Litres
AdBlue Exhaust Fluid Capacity	49 Litres, Tank fitted with locking AdBlue cap
Speed Limiter	Speed Limited 100km/h
Notes	*Max Fill to approx 95% of capacity

Cooling

Fan Drive	Electronically controlled (Viscous)
Radiator	Corrugated Fin with Expansion Tank

Electrical

Voltage	24V Negative Earth
Battery Capacity	2x12V, 80Ah/5hr
Battery Specification	95E41R X2
Headlamp Type	Halogen
Headlamp Capacity	Low beam 2x70W High beam 2x70W
Fog Light	Halogen

Clutch

Transmission

Version	Allison Automatic MD3500
Type/Speeds	6 Speed
Features	Generation 6 Control Systems
Ratios	1st: 4.593 2nd: 2.257 3rd: 1.535 4th: 1.000 5th 0.749 6th 0.651 Rev. 4.999
Torque Converter/Stall Torque Ratio	TC415/2.35
PTO Opening	4 o'clock & 8 o'clock
Automatic Transmission Fluid Cooling	2 Chassis Mounted Coolers (LH & RH Side)

Propeller Shaft

Type	P10
Universal Joint	Needle Roller

Front Axle

Axle Version	FUSO F650T
Type	Reverse Elliot 'I' Beam
Capacity *	6300kg
Notes	*See MAX LOADING for vehicle capacity.

Front Suspension

Type	Parabolic Leaf with Double Acting Shock Absorbers
Size	1400x80mm Leaves

Rear Axle

Type	Full Floating Banjo Type	
Axle Version	A FUSO R080T/D10H	B FUSO R060T/D8H
Capacity*	A 10800kg	B 10200kg
Ratio	A 6.666:1	B 6.166:1
Notes	*See MAX LOADING for vehicle capacity.	

Rear Suspension

Type	Air Suspension
Details	Trailing Arm with Double Acting Shock Absorber and CLCS
Size Main Leaves	N/A
Size Helper Leaves	N/A
Air Spring	2x250mm dia.
Trailing Arm	615+380 x 80 x 35 - 2 Leaves
Road Friendly Certification Number	RF2043
Capacity at Ground *	10000kg total
Notes	CLCS - Chassis Level Control System. Electronic height control of air suspension via steering wheel. 2 memory positions.

Max Loading

Front	6000kg
Rear	10000kg
Total	16000kg
Notes	GCM 16,000 kg, no towing capacity.

Options

Options	N/A
---------	-----

FIGHTER SPECIFICATIONS

MODEL

A	4x2 1627 Air Susp. XLWB Allison 6 Sp. Auto - FM67FM6RFAM
B	4x2 1627 Air Susp. XXLWB Allison 6 Sp. Auto - FM67FS6RFAM

WHEEL BASE

5550mm
6500mm

GVM

16,000kg
16,000kg

GCM

16,000kg
16,000kg

Steering

Type	Integral Power Assisted Ball and Nut
Steering Column	Tilt/Telescopic Adjustable

Brakes

Type	Full Air, Dual Circuit, FUSO Taper Roller, ABS, Automatic Brake Adjustment
Size Front	410x150mm
Size Rear	410x200mm
Park Brake	Rear Wheel Spring Actuated
Auxiliary	Exhaust Brake
Compressor	Water Cooled, 340cc Single Cyl.

Wheels & Tyres

Wheel Type	7 x Single Piece Steel Disc Including Spare
Wheel Size	22.5x8.25DC-165-13t
Wheel Stud Pattern	10x335mm PCD
Tyre Size All	A 11R22.5 148/145L B 275/70R22.5 148/145L
Spare Tyre Carrier	Provided

Chassis

Type	Parallel Channel
Size	280x90x8.0mm
Width	841mm
Tensile Strength	540 MPa

Instruments

Gauges	Speedometer Tachometer Fuel Level Air Pressure AdBlue Level
Colour Information Display	Odometer Tripmeter (x2) Hour Meter (x2) Outside Temperature AdBlue Level DPF Information Driving Range (Fuel and AdBlue) Current Vehicle Speed Cruise Control Lane Departure Warning Active Attention Assist Warning Alarm Clock Level Control Service Indicator & Reminder System Air Pressure Coolant Temperature Engine Oil Level & Running Time

Multi-Media Package

Satellite Navigation	Maps with heavy vehicle weight, length, height & hazardous material selectable restrictions with 3 years of Map updates
Colour Display	6.2 inch LCD with touch screen control
Phone Connectivity	Bluetooth® hands free
Audio Visual Entertainment	Bluetooth® music streaming compatible Digital radio DAB+ (also AM/FM for areas not covered by DAB+) USB & 3.5mm/AUX port
Reversing Camera Compatible	1 Reverse Camera fitted as standard Display can accept up to 4 additional cameras#
Optional Accessories (available at additional cost)	Rear Mounted Parking Sensor Kit High or Low Tyre Pressure Monitoring System

Active Safety

Safety Systems	AMB plus - Active Mitigation Brake ESP - Electronic Stability Program AAA - Active Attention Assist ASA - Active Sideguard Assist LDWS - Lane Departure Warning System ABS - Anti-lock Braking System DRL - Daytime Running Lamps
Reverse Warning Notes	Wide Dynamic Range Camera and Buzzer Active Safety Systems primary function is to provide driver assistance to increase road safety in events of driver inattentiveness. These systems do not allow for lack of attention whilst driving and should not replace safe and alert driving.

Passive Safety

Airbags	SRS Airbag - Driver
Seat Belts	Driver Seat Belt Pre-tensioner

Service Intervals

Interval*	20,000km or 12 Months whichever occurs first
-----------	--

Warranty

Basic/Powertrain	5 Years or 350,000kms (whichever occurs first)
------------------	--

Performance

Turning Circle (kerb to kerb - metres)	A 18.4	B 21.4
Electronically Speed Limited to:	100km/hr	Conforms to ADR65/00
Gradeability at Rated GVM (theoretical)*	69%	
Notes	*This is theoretical performance only. Actual performance may vary under different conditions	

Mass estimated*

Front*	A 3175kg	B 3235kg
Rear*	A 2005kg	B 2030kg
Total*	A 5180kg	B 5265kg
Notes	* Mass (est.) includes oil and water but excludes spare wheel, tools & fuel. Weights provided are subject to 3.5% variation (+/-)	

FIGHTER SPECIFICATIONS

MODEL

A 4x2 1627 Air Susp. XLWB Allison 6 Sp. Auto - FM67FM6RFAM
 B 4x2 1627 Air Susp. XXLWB Allison 6 Sp. Auto - FM67FS6RFAM

WHEEL BASE

5550mm
 6500mm

GVM

16,000kg
 16,000kg

GCM

16,000kg
 16,000kg

Dimensions mm

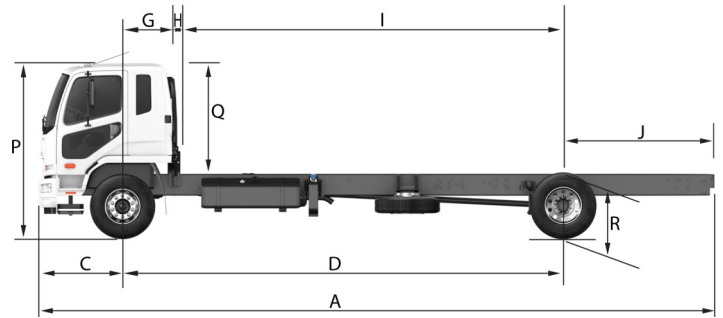

WFF (Width Front Fender) (mm)	2450	
WRA (Width Rear Axle) (mm)	2470	
WFT (Width Front Track) (mm)	1925	
WRT (Width Rear Track) (mm)	1850	
Width Frame (mm)	841	
A - Length Overall (mm)	A	B
	9325	10695
C - Front Overhang (mm)	1245	
D - Wheelbase (mm)	A	B
	5550	6500
G - Front Axle to Rear of Cab (mm)	745	
H - Rear of Cab to Rearmost Item Behind Cab (mm)	75	
I - Rearmost Item Behind Cab to Rear Axle (mm)	A	B
	4730	5680
J - Frame, Rear Axle to End (mm)	A	B
	2530	2950
N - Height Overall (mm)	A	B
	2670	2626
R - Height Rear Frame to Ground (mm)	A	B
	1010	969

Body Builder's Notes

Notes

Chassis reinforcement must be utilised for Tipper/ Demountable type body configurations. To conform with ADR 13/00 and 14/02 (lighting/mirror requirements) the following must be adhered to at body installation.

- If other than a flat type or tipper body is fitted, rear end out-line marker lamps must be installed.
- If overall length exceeds 6.0 metres, side reflectors must be installed.
- If overall length exceeds 7.5 metres, side marker lamps must be installed.
- If overall width is less than 2.4 metres, the mirrors must be modified to project not more than 230mm. To conform with ADR 42/04 (General Safety), rear wheel guards must be fitted to the vehicle.



Call 1800 033 557

or visit fuso.com.au

Unless specified in writing herein the accessories, applications, bodies or equipment depicted in this are for illustration purposes only and may not be available from Daimler Truck Australia Pacific Pty Ltd. ABN 86 618 413 282DTAuP. No representation or warranty whatsoever is given in relation to any accessories, applications, bodies or equipment or suitability of same that are shown herein that may be manufactured, supplied or fitted by a party other than DTAuP. DTAuP reserves the right without notice or obligation to discontinue or make changes to the colour, designs, materials and specifications of the products and options referred to herein at any time. For the most current information and in order to ascertain which accessories, applications, bodies and equipment are available from DTAuP please contact your authorised FUSO Truck and Bus dealer. Fuso is a registered trademark of Daimler Truck Australia Pacific Pty Ltd. Copyright DTAuP. Reproduction in whole or part prohibited without written approval. Part Number TSF70A. Valid from 17-May-21.